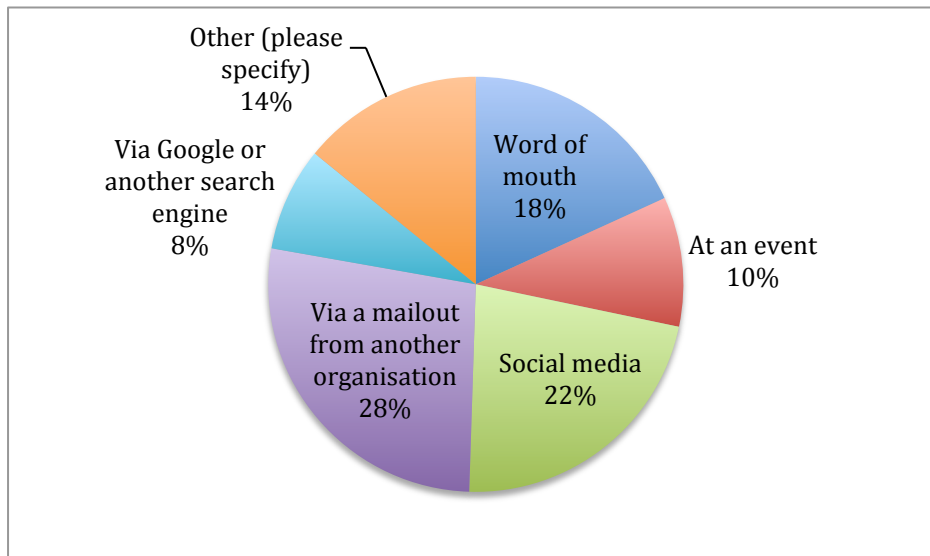


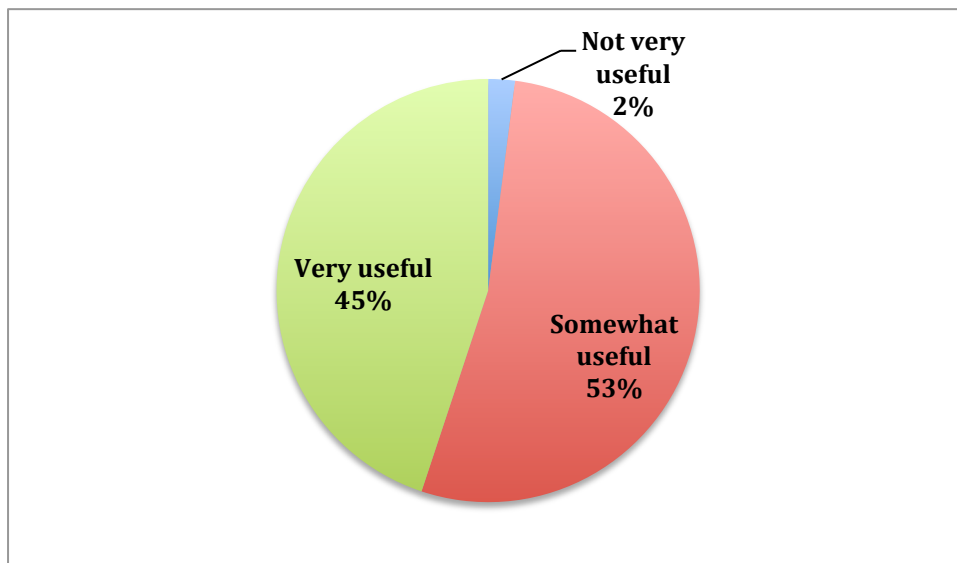
Culture, Health & Wellbeing Alliance Annual Survey summary report April 19

In total 99 people filled out the annual survey. We do not have permission to share comments publicly, so we have just included statistics here. Rest assured we have carefully read of all the comments that were made and where specific things have been suggested we will act on them where possible.

Where did you find out about the Culture, Health and Wellbeing Alliance?



How useful have you found the Culture, Health and Wellbeing Alliance **bulletin**?



Do you follow the Culture, Health & Wellbeing Alliance on **Twitter** @CHWAlliance?

Yes	47.42% 46
No	52.58% 51

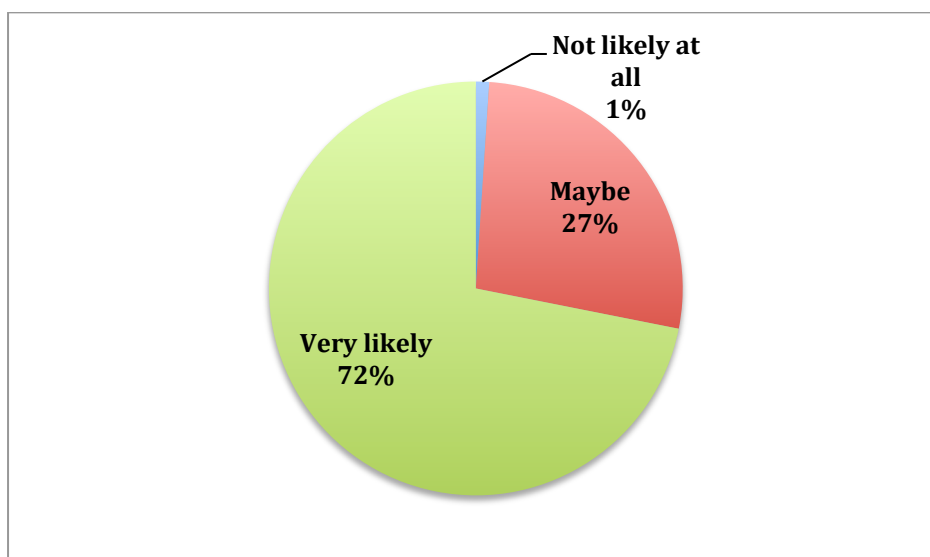
Do you follow the Culture, Health & Wellbeing Alliance on **Instagram** @culturehealthwellbeingalliance?

Yes	6.06% 6
No	93.94% 93

Has the Alliance supported you or your organisation since its launch? (For example: helping to publicise your work, sharing images of your work, helping you to network with other people/organisations with common interests, or providing helpful information.)

Yes	26.80% 26
No	73.20% 71

How likely would you be to recommend the new Culture, Health and Wellbeing **website** to friends or colleagues?



Are you or your organisation working with social prescribing, museums-on-prescription or arts-on-prescription?

Yes	39.80% 39
No	60.20% 59

Would you like to learn more about social prescribing, museums-on-prescription or arts-on-prescription?

Yes	90.82% 89
No	9.18% 9
